

April 2020

Message from the President

Dear Members,

Who could have imagined the current situation around the world, as a result of the spread of COVID-19. Together we face uncharted waters. It is a time of great concern for all. The challenge we face will continue for an unknown time to come. Here at StepBridge we are in the unique situation of being able to offer bridge from the comfort and security of your own home.

As the newly elected President of Stepbridge AU, it is my privilege to lead our team of hardworking Executive, Committee and Tournament Directors for the next year.

StepBridge has seen an influx of new members joining up over the past 2 weeks. Our team are working tirelessly to process new applications, introductions to our playing platform for new players and an increased number of sessions every day.

From Monday 30 March 2020, we now provide 4 tournaments every week-day and 3 tournaments on Saturday and Sunday.

New players, I suggest you check out the archived copies of our previous newsletters available on our website. So as to acquaint yourself with information about your new club.

Please respect the decisions of our Tournament Directors. You have 6 minutes per board playing time. Remember you will not get to bid and play the last board of each round if you have not started bidding at the 5 minute mark. The software will determine who is the slowest partnership at the table and they will receive 40% for that board.

Welcome to all new and returning players. To our core members, thanks for being so tolerant with the rapidly changing landscape of our club.

We offer sanitised cards, comfortable safe environment in which to play. From time to time the internet highway is severely choked and overloaded and players may experience disconnections, this is out of our control. We will always endeavour to substitute lost players and return these players to their seats upon re-entry to the club. Happy Bridging!



Committee

President

Sarah Anwar (SarahAn)

Secretary

Chris Larter (ChrisLar)

Treasurer

Richard Lawrie (Ricky)

**Head TD &
Chief Technical Officer**
Sarah Anwar (SarahAn)

Masterpoint Seretary
Antonina Hayles (Antonina)

Public Officer
Eric Taylor (EricTay)

Committee Members
Mardi Hogarth (MardiHo)
Kevin Kendall (KevinKen)
Brenda McClean (Brenda)
Rita Pringle (RitaPr)

Email Address

admin@stepbridge.com.au

*Please put a **SUBJECT** in
the message line using one
of the following categories*

**Admin
Committee
Help & Support
Membership
Newsletter
Password Lost
Payments**

How To Fill In Your Convention Card on StepBridge

Chris Larter (ChrisLar)

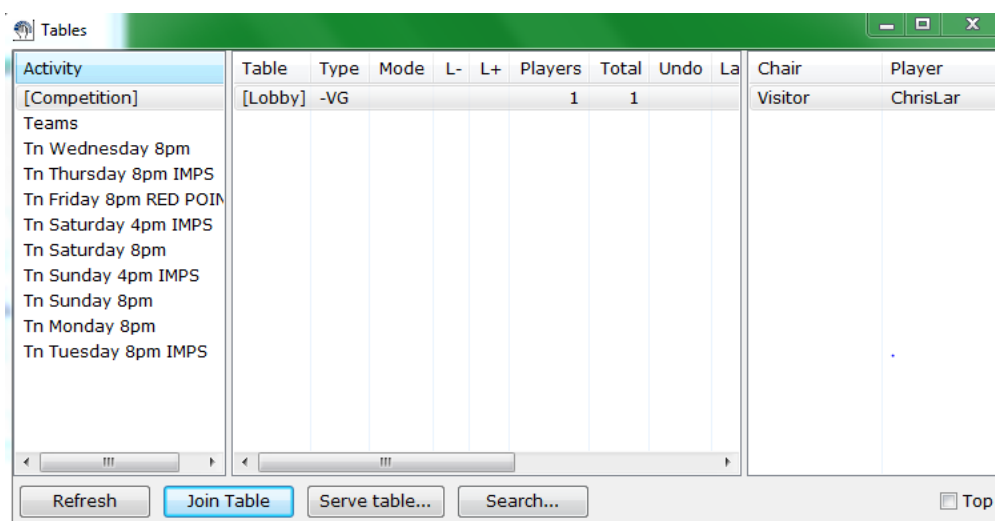


With the number of new players joining StepBridge, it was ideal to run again this article Chris wrote for the November 2019 Newsletter.

Section 3.1 of the ABF System Regulations, which we follow at StepBridge, says the following ... *Players must disclose fully the meaning of their conventional agreements, particularly conventions and treatments that may require extensive or unusual defensive preparation by opposing pairs. To satisfy the principle of adequate disclosure, the onus is on each pair to prepare for the information of opponents an accurate and reasonably comprehensive system card. Supplementary sheets as specified below, if appropriate, shall be available on request.*

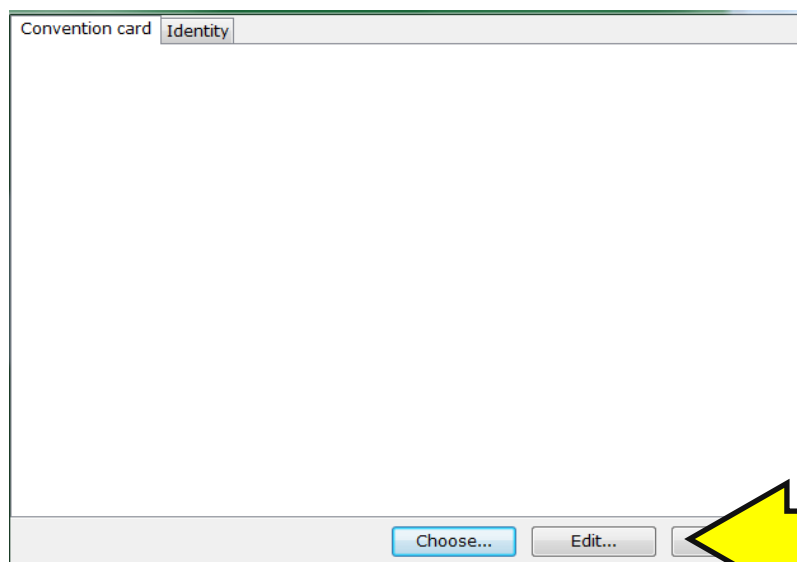
So we have all of our players following the ABF System Regulations, I have written some instructions on how to fill in your system card on StepBridge. It would be great if we had more of our players with filled in system cards. If you need further assistance with filling in your system card, please email admin@stepbridge.com.au with the subject title of the email being **Help & Support**.

1. Login StepBridge and click on your player name in the 'Tables' screen



Click you
username

2. Click on the 'Edit...' button at the bottom of the next screen.

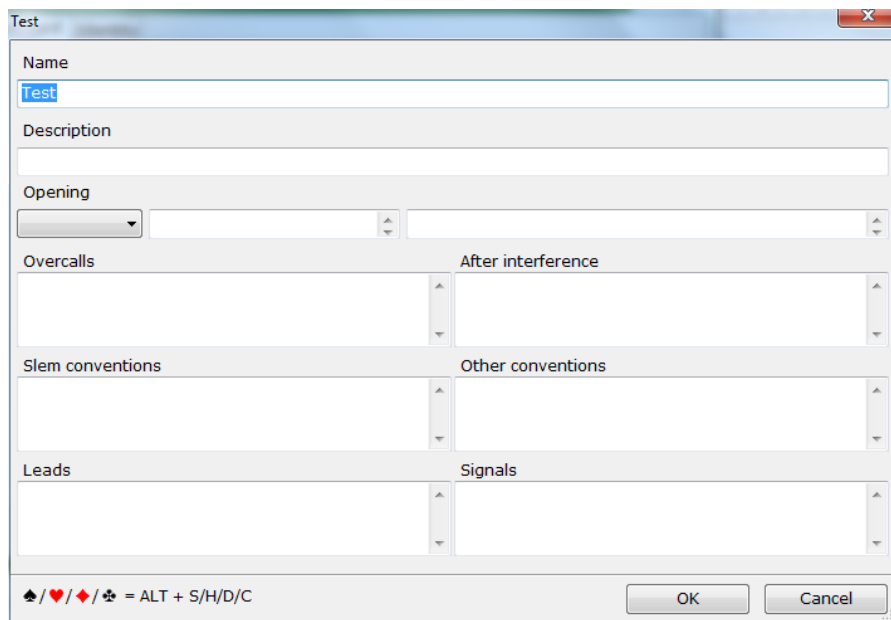


Click on
Edit...

3. Fill in your system details.

- Name: The name of the partner your play this system
- Description: Standard American, 2/1, Acol, Precision

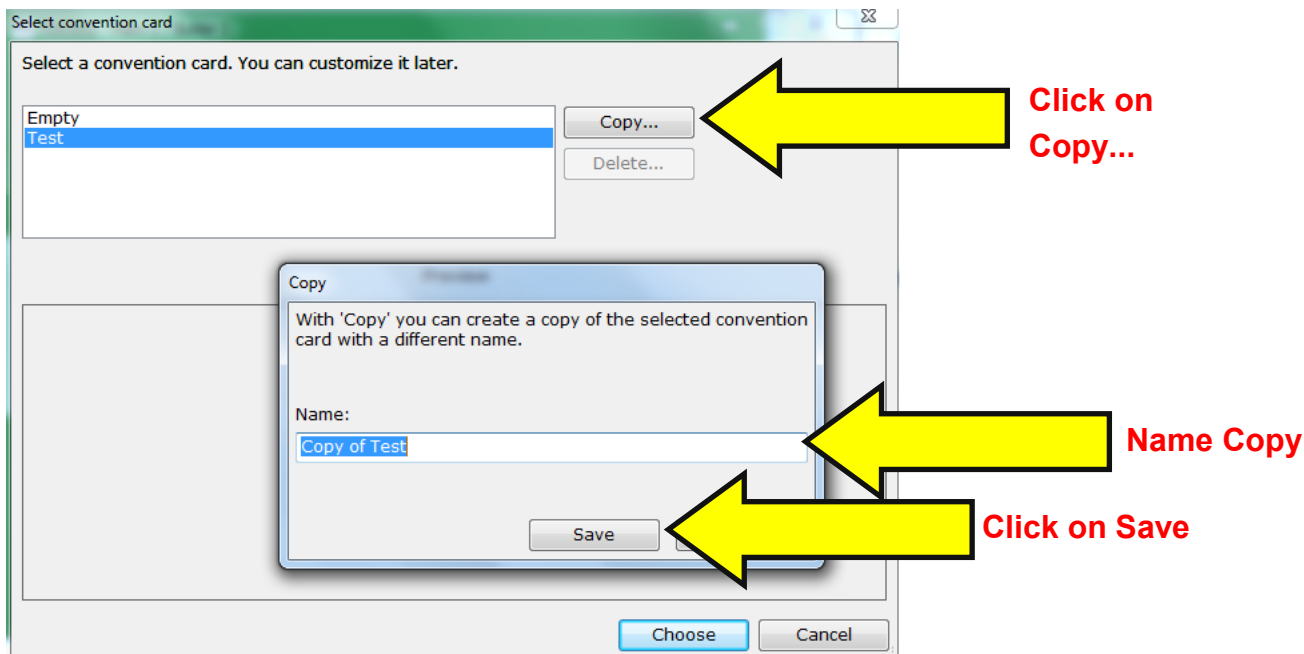
Once all the details have been filled in, press OK



4. For each additional system card, click 'Choose...' on Step 2.

Then click on 'Copy...' and save the copy as the name of the partner your play this system.

Click on 'Save' once new name has been typed. Select 'name' of file and click on 'Choose'



Changing the Appearance Options on your StepBridge Program / App

Are you someone who is not completely happy with how the appearance of the cards and program for StepBridge appears on your device? Well, here are some secret tricks that we are revealing.

Please note, we have only provided instructions for players with the Desktop version and Android Tablet version. We do not have as much experience with iPads and Macs, so we have not provide instructions in this article about these devices.

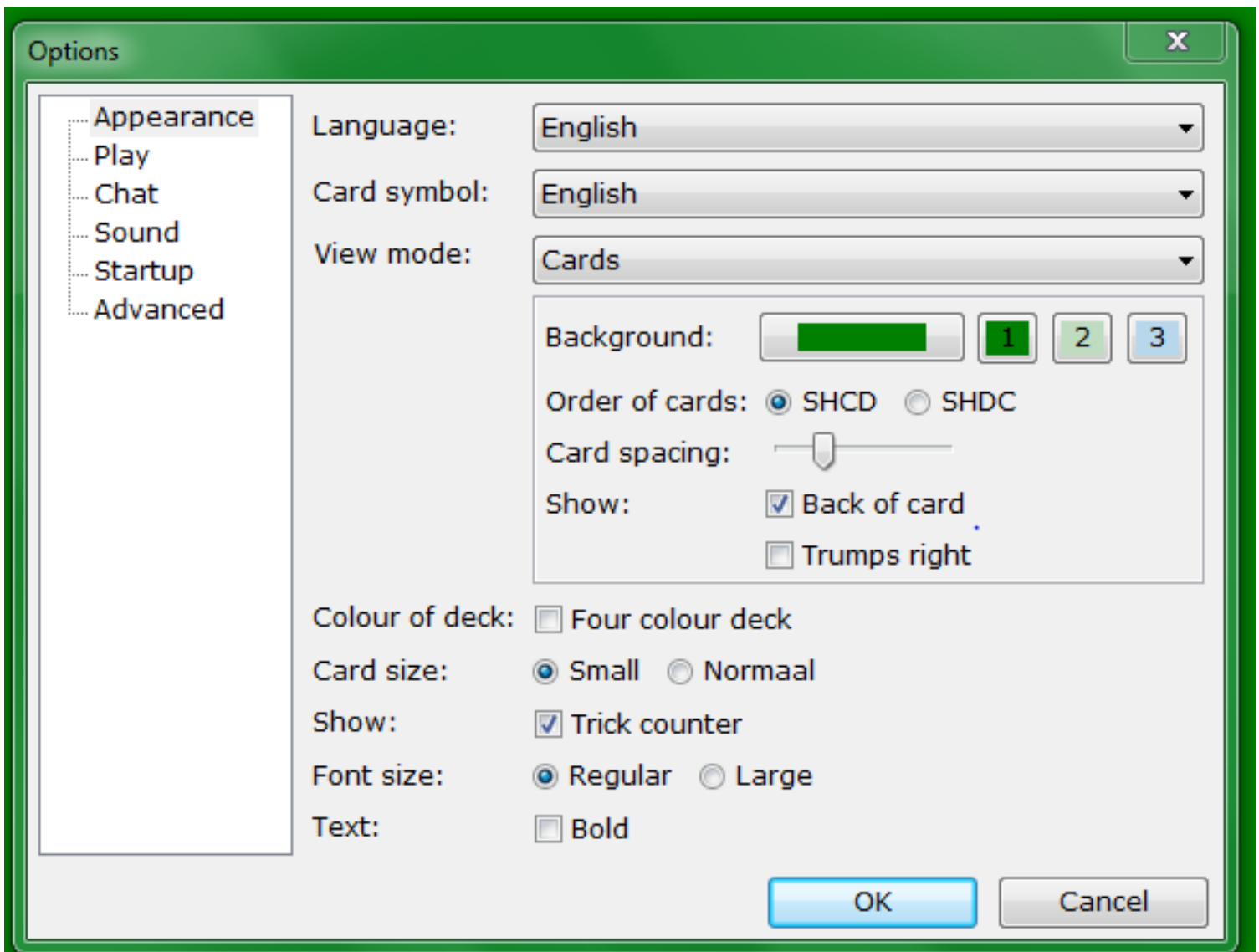
Desktop Version

-> Club (top of screen on the left)

-> Options (4th on the list)

Appearance

You can change the appearance of the way you view your cards, the size of your cards and the font size for the chat etc. It is best to play around with these setting outside of a session. Maybe ask 3 other players and play at a social table with the chance to test the *Appearance* options.

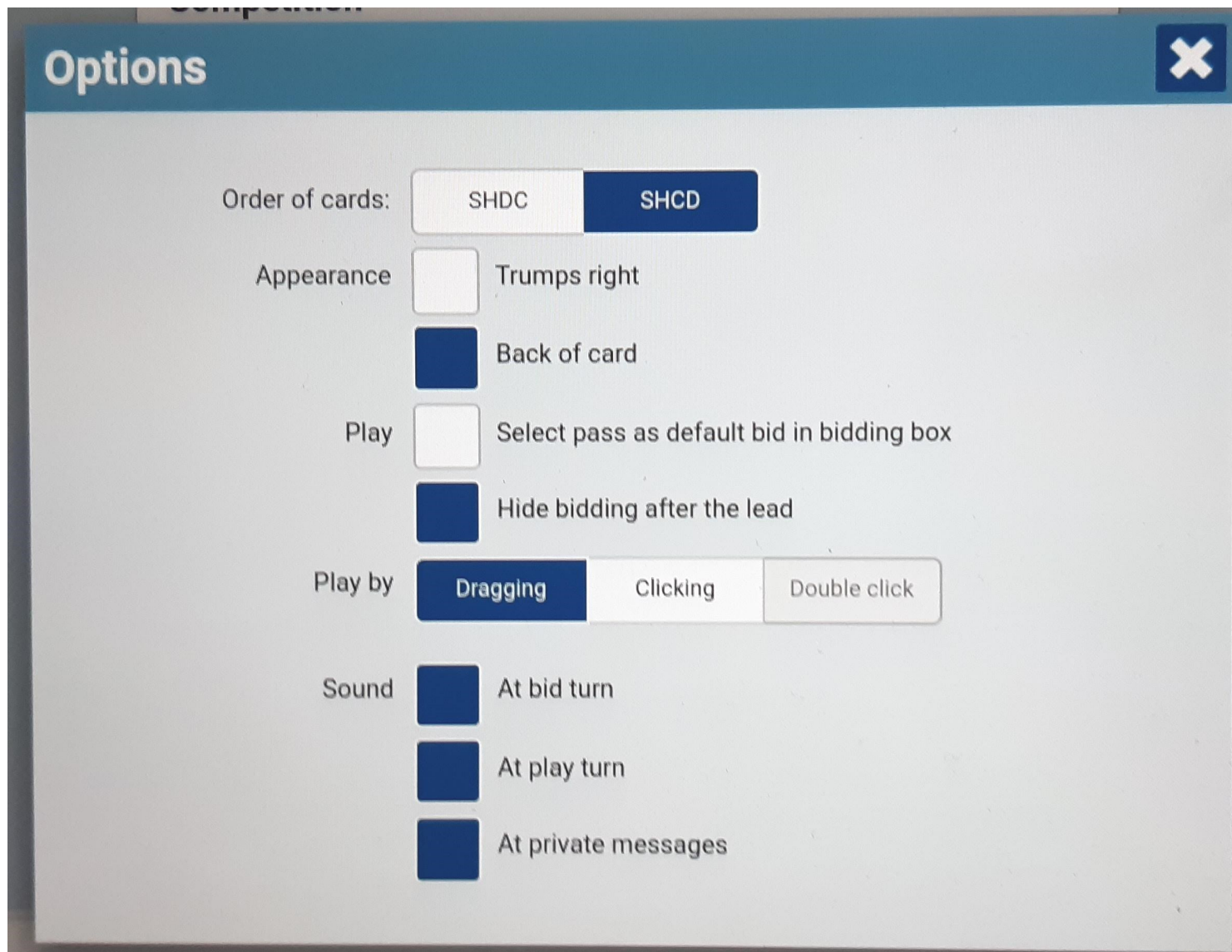


Android Tablet Version

-> Options (top of the screen, right-hand side)

Appearance

You can change the appearance of the way you view your cards, the order of your cards, how you play your cards and sound alerts that you want to hear.



Minutes for the Annual General Meeting & Committee Meetings

The minutes from the Annual General Meeting on Sunday 22 March now appear in the Members Area of the StepBridge website www.stepbridge.com.au/. Minutes from Committee Meetings going forward will also appear on the website. This gives members a chance to read what is happening at StepBridge.

Alerting on StepBridge

Alerting, when playing on StepBridge, still continues to be a matter of concern. StepBridge comes under the ABF and players are obliged to follow the ABF alerting rules. These rules are available at the following link www.abfevents.com.au/events/tournregs/ABFAlertRegs2017.pdf

To make it easier for players, below is a brief summary of the type of alerts and what you do and do not need to alert.

As with all on-line playing environments, players must self alert.

PRE-ALERTS

On StepBridge, please announce any pre-alerts at the start of each round. Pre-alerts are your unusual or complex treatments/conventions. One common example is playing Walsh Transfers (i.e. transfer responses to 1♣ opening)

ALERTS & ANNOUNCEMENTS DURING THE AUCTION

To alert or announce during the auction on StepBridge, you should do the following

- Select the bid you wish to make
- Type the description (not convention name) in the bidding box. The description needs to be concise, yet complete.
- Select the "Bid & Alert" button.

ANNOUNCEMENTS

You need to announce the following bids

- 1♣ opening
 - minimum number of clubs contained (Standard American, 2/1 etc.)
 - strength of the hand (Precision)
- 1NT opening HCP range

DON'T ALERT

- Any double or redouble
- Any call beyond 3NT, except a conventional opening bid
- A bid of a suit (bid or shown) by an opponent
- Any 2♣ response to a 1NT opening bid in an uncontested auction (e.g. Stayman)
An example of uncontested auction is the following: 1NT, Pass, 2♣

DO ALERT

- All other conventional calls (such as Transfers, Multi bids, 2♥=hearts and a minor etc.)
- 'Unusual' natural bids. These include: weak jump shift responses, pre-emptive jump raises, inverted minors, negative free bids etc.

CLARIFICATION

You may only seek clarification at your turn to bid.

If a player asks for a clarification on a bid you make, you must respond. Please answer promptly and as concise as possible, responding only to the enquirer and not the whole table.



Interview with Lyndel Hewitt

StepBridge username (and Nickname)?

LyndelH

Where are you from?

I was born in Cunnamulla, Queensland in 1952, where my partners worked on Augathella Sheep Station. We moved to Brisbane when I was two years old.

What do you do?

Retired, former Senior Officer in Department of Education and TAFE, Queensland where I was an Information Technology Manager with responsibility for many of the large IT projects still being used in the Department.

How long have you been playing bridge?

About 9 years, starting at Northern Suburbs Bridge Club (NSBC) in their bi-annual program and moved on to have weekly lessons with Andy Hung when he was running Wednesday lessons at the Queensland Contact Bridge Club (QCBC). I also play at Arana Hills Bridge Club. It was at one of Andy's Bridge camps at Noosa where I became friends with a fellow bridge player who happened to live in Sydney. At this point we looked for a platform where we could continue to play and joined StepBridge late last year.

Favourite card in the deck, and why?

2 of any suit as it is frequently forgotten and jumps out and takes a trick in a suit contract.

*How many StepBridge players have you met in person? **Three.***

Any memorable bridge auctions?

One Tuesday I opened a hand with 7 clubs and 6 spades missing one honour in each suit, I was doubled in 6 clubs and changed to 6 spades.

Summarise your life in one word.

Change.



Ally, my new 12 week old Cavalier

Red Point Sessions

Thursday 9 April - 8pm

Saturday 25 April - 8pm

Monday 11 May - 8pm

Wednesday 27 May - 8pm

Session Schedule Update

Due to the current situation with COVID-19, and that all other bridge clubs in Australia are closed, StepBridge has increased its sessions offered.

Monday - Friday: 10am, 1pm, 4pm & 8pm

Saturday & Sunday: 1pm, 4pm & 8pm
Our team needs a sleep in on the weekends.

Thursday 8pm, Sunday 4pm & other random sessions will be IMPS scoring (teams).

All other sessions will be Matchpoint Pairs scoring.

Please keep an eye on the website as with the change of COVID-19, the sessions will change.

Mentoring Program

StepBridge offers a mentoring service to new players joining our club. These players may not be new to the game of bridge, but just new to using the StepBridge program.

If you are either available to be a mentor to a new player on StepBridge OR someone who would like a mentor for a few sessions, please email admin@stepbridge.com.au with the subject title of the email being **Help & Support**.

Recipe Corner

Toasted Hot Cross Bun Cheese Board 'Crackers'

Ingredients

4 leftover brioche or traditional hot cross buns

1 tbs olive oil

sea salt

selection of cheeses to serve

fresh fruit to serve

Method

1. Preheat oven to 170°C. Use a sharp knife to slice hot cross buns as thin as possible.
2. Lay out on two baking trays and brush lightly with olive oil, sprinkle with a little salt and bake for 10 minutes or until golden and crunchy.
3. Serve with a selection of cheeses and fresh fruit, such as figs and grapes, in place of regular crackers.



Sessions For Novice Players

The StepBridge Committee would like to introduce a couple of sessions each week restricted to our Novice Players with under 100 masterpoints.

From early discussions, we are looking at having these at our 10am weekday session, twice a week. The 10am session is our quieter session each day, so it would be easier to introduce to concept at this session.

Before we go too far to introduce this, we would like players with under 100 masterpoints to provide feedback whether they would support this session. We do not want to run a special session if it won't be supported.

Please provide your feedback via email to admin@stepbridge.com.au with the subject title of the email being **Novice Session**. Mardi Hogarth, one of our committee members will coordinate the collection of the responses.

Contributions to the Newsletter

All contributions, big or small, would be welcome to this newsletter.

- Do you have an interesting hand for a recent bridge session or congress?
- Can we interview you, so we can all get to know you better?
- Do you have a favourite recipe you would like to share?
- Do you have any other information you wish to share?

Please email your contributions to admin@stepbridge.com.au with the subject title of the email being **Newsletter**.

Masterpoint Promotions

February 2020

Wendy Buender (WendyBu)	*National
-------------------------	-----------

March 2020

Chris Larter (ChrisLar)	Bronze Life
Marion Carney (MarionCa)	**National
Anne Morris (AnneMorr)	Regional
Mal Hughes (MalH)	Regional
Maria MacTaggart (MariaMac)	Regional
Roger Dennison (RogerDen)	Club

New Members

We have had too many new members this month to list them all in our newsletter. So if you are a new member this month to StepBridge, welcome!

QUEENSLAND, NORTHERN TERRITORY & WESTERN AUSTRALIA PLAYERS

Daylight Savings ends on Sunday morning 5 April.

This means a change of start time for the players from the following locations.

Queensland: 10am (weekdays), 1pm, 4pm & 8pm

Northern Territory: 9.30am (weekdays), 12.30pm, 3.30pm & 7.30pm

Western Australia: 8am (weekdays), 11am, 2pm & 6pm

Session Fees

Account name: StepBridge Australia Bridge Club

BSB: 012 013 Account number: 3025 38455

Reference: *Your StepBridge Username*

Email admin@stepbridge.com.au that you have made a payment.

10 Standard Tournaments \$30.00

50 Standard Tournaments \$125.00

100 Standard Tournaments \$225.00

Each player is required to become a member of StepBridge once their trial membership of 5 free games has lapsed.