

November 2019

News from the President

Richard Lawrie (Ricky)

Welcome to our first StepBridge Newsletter.

This is a new initiative as a way of communicating to you, the members, of StepBridge.



Since our AGM earlier this year, we have had a few changes of position on the Committee. Chris Larter transferred from Masterpoint Secretary to the vacant role of Secretary. Seb Wright, a youth player with a keen interest in bridge took on the role of Masterpoint Secretary. Rita Pringle, a long-time member of StepBridge, accepted the invitation to fill the vacant Committee Member position.

Following feedback from players at the table, the Committee has decided to reduce the number of IMP sessions. IMP sessions will now be held twice a week on Thursdays at 8pm & Sundays at 4pm.

To remain a viable organisation, we always need members. The Committee has decide to invest some money by placing an advertisement in the bi-monthly ABF Newsletter. Also, we are looking at other avenues to distribute material such as at congresses.

See you online!

Committee

President

Richard Lawrie (Ricky)

Secretary

Christopher Larter
(ChrisLar)

Treasurer

David Adams (DavidAd)

Head TD &

Chief Technical Officer

Sarah Anwar (MaureenA)

Masterpoint Seretary

Sebastian Wright (SebW)

Public Officer

Eric Taylor (EricTay)

Committee Members

Mardi Hogarth (MardiHo)
Kevin Kendall (KevinKen)
Brenda McClean (Brenda)
Rita Pringle (RitaPr)

Email Address

admin@stepbridge.com.au

Please put a **SUBJECT** in the message line using one of the following categories

Admin
Committee
Help & Support
Membership
Newsletter
Password Lost
Payments

Session Fees

Account name: StepBridge Australia Bridge Club

BSB: 012 013 Account number: 3025 38455

Reference: Your StepBridge Username

Email admin@stepbridge.com.au that you have made a payment.

	Members	Non Members
10 Standard Tournaments	\$30.00	\$35.00
50 Standard Tournaments	\$125.00	N/A
100 Standard Tournaments	\$225.00	N/A

How To Fill In Your Convention Card on StepBridge

Chris Larter (ChrisLar)

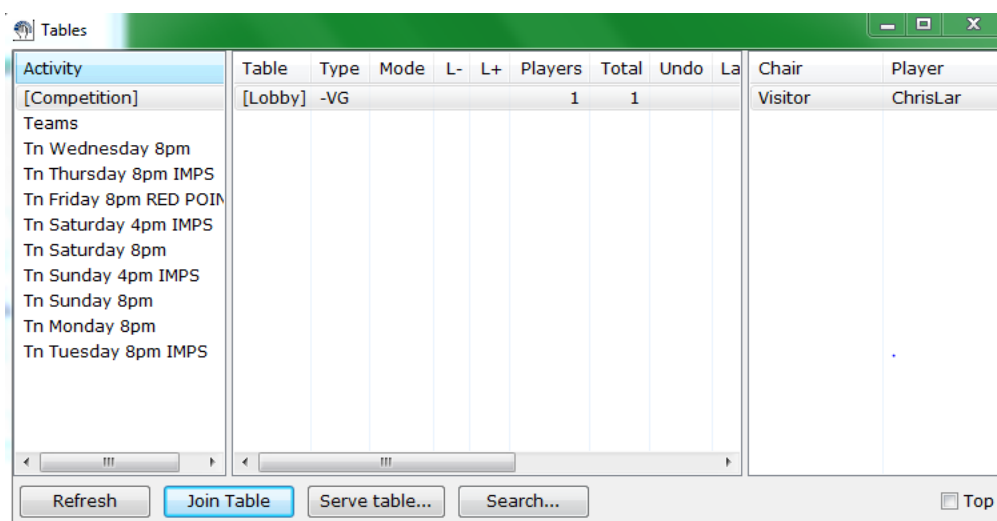


Section 3.1 of the ABF System Regulations, which we follow at StepBridge, says the following ...

Players must disclose fully the meaning of their conventional agreements, particularly conventions and treatments that may require extensive or unusual defensive preparation by opposing pairs. To satisfy the principle of adequate disclosure, the onus is on each pair to prepare for the information of opponents an accurate and reasonably comprehensive system card. Supplementary sheets as specified below, if appropriate, shall be available on request.

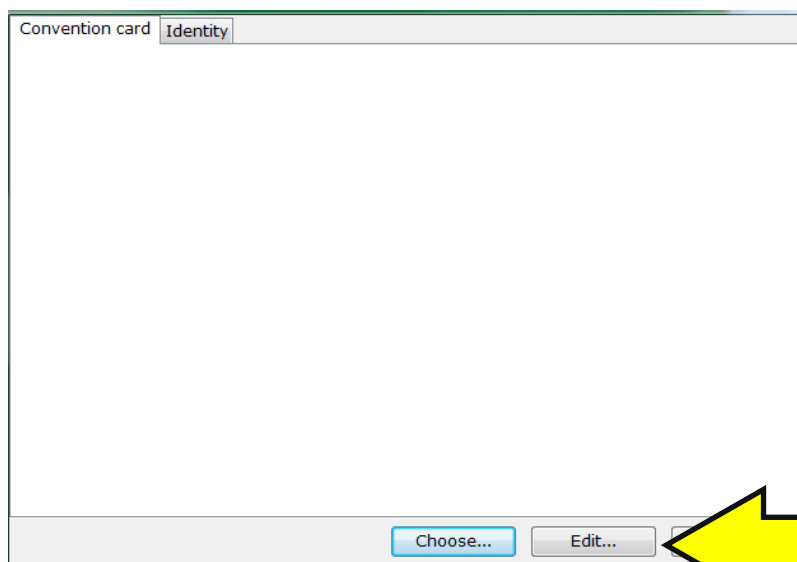
So we have all of our players following the ABF System Regulations, I have written some instructions on how to fill in your system card on StepBridge. It would be great if we had more of our players with filled in system cards. If you need further assistance with filling in your system card, please email admin@stepbridge.com.au with the subject title of the email being **Help & Support**.

1. Login StepBridge and click on your player name in the 'Tables' screen



Click you
username

2. Click on the 'Edit...' button at the bottom of the next screen.

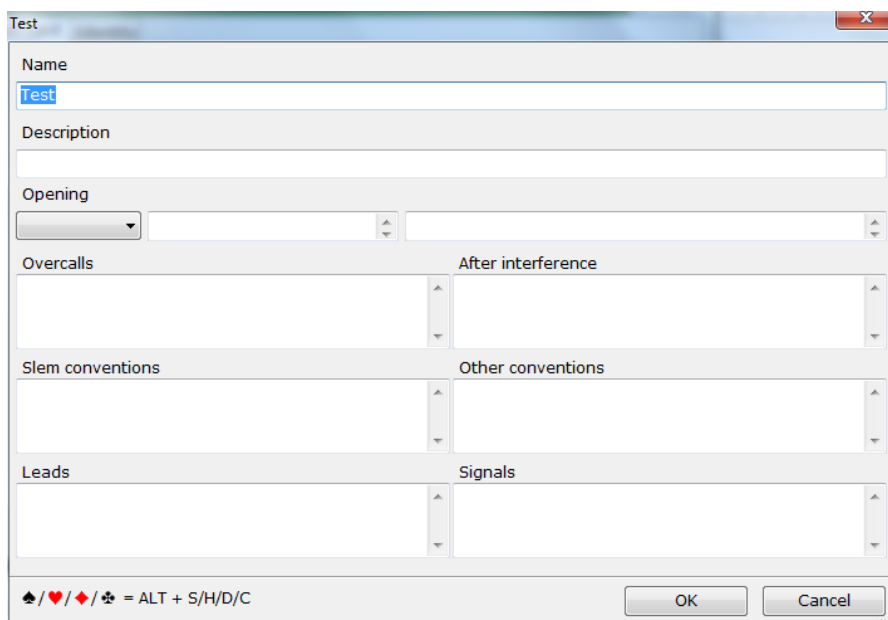


Click on
Edit...

3. Fill in your system details.

- Name: The name of the partner your play this system
- Description: Standard American, 2/1, Acol, Precision

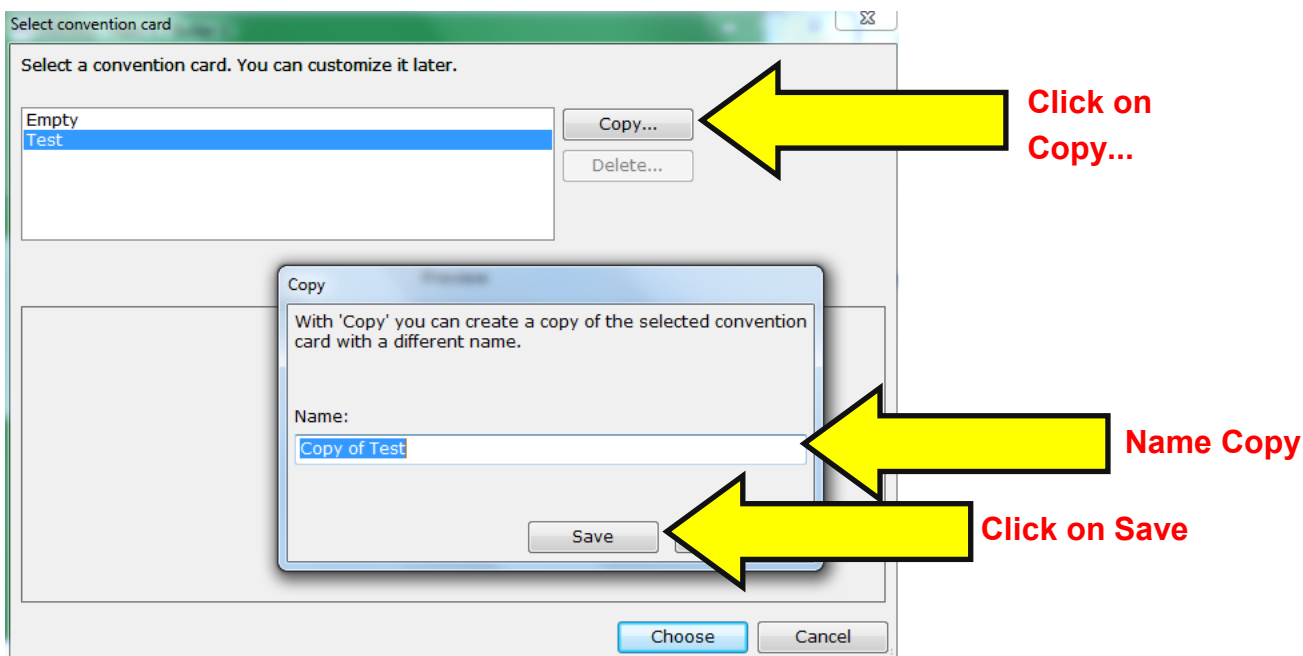
Once all the details have been filled in, press OK




4. For each additional system card, click 'Choose...' on Step 2.

Then click on 'Copy...' and save the copy as the name of the partner your play this system.

Click on 'Save' once new name has been typed. Select 'name' of file and click on 'Choose'





Recipe Corner

Hummingbird Cake Maureen Sarah Anwar (MaureenA)

Cream Cheese ingredients

250 gram cream cheese, at room temperature
100 gram butter, chopped, at room temperature
1/2 cup icing sugar, sifted
1 tablespoon pineapple juice
1 teaspoon lemon zest, finely grated

Hummingbird cake ingredients

3/4 cup self-raising flour
1 cup caster sugar
1/2 cup desiccated coconut
1/2 cup walnuts, finely chopped
1 teaspoon bicarbonate of soda
440 gram can crushed pineapple, drained
2 large over-ripe bananas, mashed
2 eggs, lightly whisked
3/4 cup vegetable or sunflower oil
1/2 quantity cream cheese icing
banana chips and flaked coconut, to decorate



Cream cheese icing method

1. Using an electric mixer, beat cream cheese and butter in a small bowl until light and creamy.
2. Add half the sugar, juice and zest; beat until combined. Add remaining sugar; beat until light and fluffy.



Hummingbird cake method

3. Preheat oven to 180°C/160°C fan forced. Grease and line the base and sides of a 21x10cm (base measurement) loaf pan with baking paper, extending paper at long sides for handles.
4. Combine flour, sugar, coconut, walnuts and bicarbonate of soda in a large bowl. Make a well at centre.
5. Combine pineapple, banana, egg and oil in a jug. Add pineapple mixture to flour mixture; stir to combine.
6. Spoon into prepared pan; level surface. Bake for 1 hour or until skewer inserted at centre comes out clean. Cool in pan for 5 minutes. Transfer to a wire rack to cool completely. Transfer cake to serving plate.
7. Make Cream Cheese icing as recipe directs. Spread icing over top of cooled cake. Decorate with banana chips and flaked coconut. Cut into slices. Serve.

Notes

Reserve juice from pineapple to add to cream cheese icing. No self-raising flour? Mix three 1/2 teaspoons baking powder with 1 3/4 cup plain flour. No loaf pan? Bake cake in a 20cm round cake pan. Cooking time will vary. Cream Cheese Icing: Makes 1 1/2 cups



Interview with Seb Wright

StepBridge username (and Nickname)?

SebW and I guess my nickname is Seb, short for Sebastian, but at my local bridge club I'm known as The Kid.

Where are you from?

I am from many places. I was born in Manchester and moved to Australia in 2012. I then lived in Shepparton for 7 years before moving to Bendigo this year for university.

What do you do?

I am a full-time student at La Trobe Uni. I am studying Secondary Education with the aim of teaching maths and science. I also work at McDonald's and I am a chess and bridge fanatic.

How long have you been playing bridge?

I am still a fairly new player to bridge as I have only been playing for just under two years, but I have been lucky to get really good partners who have mentored me along the way.

Favourite card in the deck, and why?

My favourite card would have to be the 2D because 2 is my favourite number and the card satisfies my OCD as it is symmetrical in all ways.

How many StepBridge players have you met in person?

7 StepBridge players.

Any memorable bridge auctions?

I think the most memorable auction I have had is when my opponents tried to sacrifice in 7D over my 6S and so I bid 7S over the top and made it. I sat North and bidding was

(3D by E)	X	(pass)	4S
(5C)	5S	(pass)	pass
(6C)	6S	(7D)	7S
(pass)	pass	(pass)	

Board: 26
Dealer: E
Vul: All

<p>♠52 ♥J42 ♦A754 ♣KQJ9</p>	<div style="border: 2px solid green; padding: 5px; width: 60px; margin: 0 auto;"> N W E S </div>	<p>♠AQJT83 ♥Q86 ♦ ♣A874</p>	<p>♠ ♥T ♦KQT9862 ♣T6532</p>
---	--	---	---

	<table border="1" style="font-size: small;"> <tr><td>N</td><td>♠</td><td>♥</td><td>♦</td><td>♣</td></tr> <tr><td>N</td><td>7</td><td>7</td><td></td><td></td></tr> <tr><td>S</td><td>7</td><td>6</td><td></td><td></td></tr> <tr><td>E</td><td></td><td>4</td><td>3</td><td></td></tr> <tr><td>W</td><td></td><td>3</td><td>4</td><td></td></tr> </table>	N	♠	♥	♦	♣	N	7	7			S	7	6			E		4	3		W		3	4		<p>♠K9764 ♥AK9753 ♦J3 ♣</p>	<table style="margin-left: auto;"> <tr><td>13</td></tr> <tr><td>11</td></tr> <tr><td>11</td></tr> </table> <div style="border: 1px solid green; padding: 2px; display: inline-block;">HCP</div>	13	11	11
N	♠	♥	♦	♣																											
N	7	7																													
S	7	6																													
E		4	3																												
W		3	4																												
13																															
11																															
11																															

Summarise your life in one word.

Hectic.



Seb Wright (SebW) and Damon Flicker (DamoF) came 3rd (out of 55) at the Sunbury Congress in Victoria on Sunday 27 October 2019

Masterpoint Promotions

September 2019

Delma Casabene (DelmaCa) *National
Lynnie Bain (LynnieB) National
Tony White (TonyW) **Local

October 2019

Jean Hydleman (JeanHyd) **National
Paul McCosker (PaulMc) *Local

Red Point Sessions

Sunday 10 November - 8pm
Tuesday 26 November - 8pm

Session Schedule Update

Following feedback received from players, the Committee has decided to alter the schedule of Matchpoints and IMPs at the weekly sessions to the below.

Monday 8pm - Matchpoints
Tuesday 8pm - Matchpoints
Wednesday 8pm - Matchpoints
Thursday 8pm - IMPs
Friday 8pm - Matchpoints
Saturday 4pm - Matchpoints
Saturday 8pm - Matchpoints
Sunday 4pm - IMPs
Sunday 8pm - Matchpoints

Mentoring Program

The StepBridge Committee would like to provide a mentoring service to new players joining our club. These players may not be new to the game of bridge, but just new to using the StepBridge program.

If you are either available to be a mentor to a new player on StepBridge OR someone who would like a mentor for a few sessions, please email admin@stepbridge.com.au with the subject title of the email being **Help & Support**.

Contributions to the Newsletter

All contributions, big or small, would be welcome to this newsletter.

- Do you have an interesting hand for a recent bridge session or congress?
- Can we interview you, so we can all get to know you better?
- Do you have a favourite recipe you would like to share?
- Do you have any other information you wish to share?

Please email your contributions to admin@stepbridge.com.au with the subject title of the email being **Newsletter**.

*Someone once said these
historic words about Bridge:
this can't be a difficult game;
first you tell everyone what you've got
and then you can see half the deck.
Why do bridge players make it so complicated?*

